

OFGO STUDIO




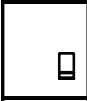
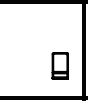

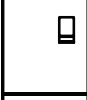
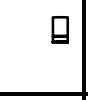

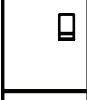
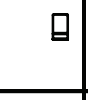

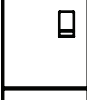
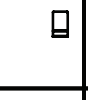

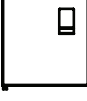
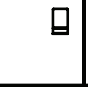

In today’s evolving workplace, adaptability and smart space utilization are essential, with hybrid and flexible work models driving the need for efficient and adaptable storage solutions.

WORKWAY™ Lockers offer a versatile storage solution, available in a wide range of sizes and configurations to accommodate personal devices, bags, outerwear, and workplace essentials.

FEATURES

- Available in heights from 29” to 83”, widths from 12” to 36”, and depths from 15” to 20”.
- Lockers can be grouped along walls to create dedicated locker zones or arranged back-to-back to form functional locker islands.
- Includes two standard locking options: digital and hasp locks.
- Standard with soft close hinges for a premium user experience.
- Dual prong coat hook included with 1, 2, and 3, tier locker units as a standard.
- Lockers with boot storage compartment for separating footwear from personal belongings are available in 3 and 4 tier units.
- Optional boot trays comprised of high impact polystyrene (sold separately) are available to aid in the protection of bottom shelves.
- Slope top and laminate riser base platform available on all units as an optional add on.
- All locker units are shipped assembled.
- Available in all OFGO STUDIO laminate finishes, with optional two-tone combinations across doors and locker shells for a personalized design.
- Standard with INVISA Edge, providing a clean tamper, heat, and moisture-resistant edge finish.
- Standard with REFORCE construction, offering enhanced durability through a robust dado joint.
- Manufactured with environmentally friendly preferred products (EPP) which meet indoor air quality standards.
- Manufactured in ISO 9001 compliant facility.

CONFIGURATIONS

6-Tier			
5-Tier			
4-Tier			
3-Tier			
2-Tier			
1-Tier			
	1-Wide	2-Wide	3-Wide

Note: Doors available in left hand and right hand configurations.

LOCK OPTIONS

Digital Lock (DH3):

- Nickel exterior integrated pull handle with a black faceplate.
- Available with optional master **USB** key (sold separately) that can reset the lock.
- Two mode settings: public mode and private mode. Public mode is the default lock setting.
- Standard with auto alarm function: If an incorrect password is entered in 4 times an alarm will sound and the lock will not accept codes for 60 seconds.
- The lock contains optional fake pin anti-theft technology. This allows you to input any code(s) before or after your real password to prevent your real password from being compromised.

Hasp Lock (HS):

- Available in two finishes: silver (nickel finish) or black finish.
- Padlock not included. The loop of the padlock should have a diameter between 4-8 mm.

WORKWAY LOCKERS

SPECIFICATION SHEET



OFGO STUDIO

DIMENSIONS BY CONFIGURATION

* All dimensions are overall unit size, not individual locker or door size.

	1-Wide	2-Wide	3-Wide
6 Tier	Widths: 12", 15", 18" Heights: 71", 77", 83"	Widths: 24", 30", 36" Heights: 71", 77", 83"	Width: 36" Heights: 71", 77", 83"
5 Tier	Widths: 12", 15", 18" Heights: 71", 77", 83"	Widths: 24", 30", 36" Heights: 71", 77", 83"	Width: 36" Heights: 71", 77", 83"
4 Tier	Widths: 12", 15", 18" Heights: 59", 65", 71", 77", 83"	Widths: 24", 30", 36" Heights: 59", 65", 71", 77", 83"	Width: 36" Heights: 59", 65", 71", 77", 83"
3 Tier	Widths: 12", 15", 18" Heights: 59", 65", 71", 77", 83"	Widths: 24", 30", 36" Heights: 59", 65", 71", 77", 83"	Width: 36" Heights: 59", 65", 71", 77", 83"
2 Tier	Widths: 12", 15", 18" Heights: 41", 47", 53", 59", 65", 71", 77", 83"	Widths: 24", 30", 36" Heights: 41", 47", 53", 59", 65", 71", 77", 83"W	Width: 36" Heights: 41", 47", 53", 59", 65", 71", 77", 83
1 Tier	Widths: 12", 15", 18" Heights: 29", 35", 41", 47", 53", 59", 65", 71", 77", 83"	Widths: 24", 30", 36" Heights: 29", 35", 41", 47", 53", 59", 65", 71", 77", 83"	Width: 36" Heights: 29", 35", 41", 47", 53", 59", 65", 71", 77", 83

* All configurations are available in depths of 15", 18", or 20".

Note: Lockers over 48" high are not freestanding and need to be secured to a support structure. Anti-Tilt fasteners sold separately.

WORKWAY LOCKERS

SPECIFICATION SHEET

